









Rising 3rd Science & Social Studies Summer Chart

Complete two social studies squares, two science squares, and one of your choice. Bring your completed board and work to school on the first day back.

<p>Goods and Services Research goods and services and supply and demand. Discuss community examples. Pick one example of a good or service, and write/illustrate about how it is affected by supply and demand. If possible, interview a person that works in that area.</p> 	<p>Solids and Liquids Watch this video on solids and liquids. Discuss what you learned. https://www.youtube.com/watch?v=nbfloBQnpK8&t=2s</p> <p>Follow the steps in this link to make homemade butter. Observe how a liquid changes into a solid. Write about your experience and observations. https://www.playdoughtoplato.com/how-to-make-butter-in-a-jar</p> 	<p>Thank a Community Helper Create a thank you card for a community helper. Send the card to them to say thanks for all they do to keep us safe and healthy.</p> 
<p>All About Wind Watch the Bill Nye video to learn all about wind. https://www.youtube.com/watch?v=uBqohRu2RRk&t=11s</p> <p>Create this model to see how wind is created. https://www.education.com/activity/article/where-wind-comes-from-fourth/</p> <p>Keep a picture log of times throughout the week you see wind in action.</p> 	<p>Mapping Our Area Using a map or Google Earth, identify the location of places and geographic features around your community (e.g., landforms, bodies of water, parks). Using the legend and the cardinal directions, draw a map labeling these features.</p> 	<p>Pushes and Pulls Watch the video on Pushes and Pulls. Discuss what you learn. Keep a log of all the times you use pushes or pulls throughout the day. Illustrate the items in your log.</p> <p>https://www.youtube.com/watch?v=mEq5GOVpUIE</p> 
<p>Branches of Government Watch the video on the three branches of government. Make a flipbook illustrating and describing the roles and responsibilities of each branch.</p> <p>https://www.youtube.com/watch?v=OvwIRTYvU8o</p> 	<p>Creating Animal Habitats Follow the steps in this link to recreate your favorite animal's habitat using household items. Illustrate, label, and describe what you created. Discuss what your animal needs to survive in this environment. https://www.education.com/activity/article/design-challenge-creating-animal-habitats/</p> 	<p>Folktales and Legends Go to your local library, and search for folktales/legends from various regions and cultures of the United States (i.e. <i>Pecos Bill</i>, <i>The Legend of the Indian Paintbrush</i>, <i>John Henry</i>, etc...). Pick two of the stories and compare them. Write about their similarities and differences. For an extra challenge, try writing your own folktale or legend.</p> 